



**Dr. Shyama Prasad Mukherjee University**

Morabadi, Ranchi (Jharkhand)-834008

**Online Examination**

## **Instructions for End Semester Online Examination – 2021**

इंड सेमेस्टर की ऑनलाइन परीक्षा दो सीटिंग में ली जाएगी . 1st सीटिंग की परीक्षा सुबह 9:00 बजे से प्रारम्भ होगी तथा 11.00 बजे समाप्त होगी. उसी प्रकार 2nd सीटिंग की परीक्षा दोपहर 1:00 बजे से प्रारम्भ होगी तथा 3.00 बजे समाप्त होगी. प्रत्येक पेपर में प्रश्न डाउनलोड करने, छात्र को अपना डिटेल्स और जवाब लिखने तथा वेबसाइट पर अपलोड करने के लिए 30 मिनट का अतिरिक्त समय दिया जायेगा ।

**Follow the steps for online examination**


← → ↻ 🏠 || dspmuranchi.ac.in/StudentLogin.aspx

Apps VB.NET: Official Website of Dr. Shyama Prasad Mukherjee University, Ranchi (Jharkhand) :: - dspmuranchi.ac.in/StudentLogin.aspx

Switch to this tab

Q dspmuranchi.ac.in/StudentLogin.aspx - Google Search

Type in browser  
dspmuranchi.ac.in/StudentLogin.aspx  
AND PRESS ENTER



Q Search Google or type a URL

Dashboard Google D.L.M. ECOM (4) YouTube

IRCTC Next G... An Official W... Sign in CMC Vellore Add shortcut

Customize Chrome



# DR. SHYAMA PRASAD MUKHERJEE UNIVERSITY

MORAHABADI, RANCHI - 834008 (JHARKHAND)

- Home
- Guidelines
- Instructions and Procedure

## Login Page !

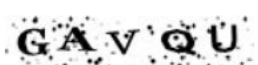

Note:-


- 1-Type Registration No
- 2-Type Password
- 3- Type security Code
- 4-Click Login

### Need Help

**Technical Support**  
✉ support@dspmuranchi.ac.in  
☎ +91-8603048085  
☎ +91-9334294016

### Existing User

Registration No.	<input type="text" value="Enter Registration Number"/>
Password	<input type="password" value="Enter your Password"/>
Security Code	<div> </div> <input type="text"/>
<div><input type="button" value="Login"/></div> <div><a href="#">Forgot Password</a> <a href="#">Recover Registration No.</a></div>	




**PRATIK KUMAR**  
● Online

MENU

[Dashboard](#)

[Assignment NEW](#) <

[Setting](#) <



# Click on Assignment



कृपया अपना जाती (Category) एवं लिंग (Gender) का मिलान कर ले, क्योंकि आपका शुल्क आपके जाती एवं लिंग के अनुसार ही लिया जायेगा।

Registration No.	:	2908573351	Session	:	2019-2021
Programm Level	:	Vocational (PG) ▾	Programm	:	MBA ▾
Category	:	GEN	Gender	:	Male

Payment Details

Sem/Year	Purpose	Amt Paid	Payment Date	Confirmation Page	Receipt
Semester 1	Admission Fee	22605.00	03-07-2019	<a href="#">Print Confirmation Page</a>	<a href="#">Print Receipt</a>

[Click here for Payment](#)

Learning Plan


Completed Semester

Current Semester


Pending Semester



NO RECORD FOUND


**Ranchi**


**PRATIK KUMAR**  
● Online


MENU


 Dashboard

 **Assignment** 

 Download Assignment


 Upload Assignment

 Setting



**Click on  
Download  
Assignment**

www.dspmuranchi.ac.in/Student/#

**Attention !**

कृपया अपना जाती (Category) एवं लिंग (Gender) का मिलान कर ले, क्योंकि आपका शुल्क आपके जाती एवं लिंग के अनुसार ही लिया जायेगा।

**Registration No.** : 2908573351

**Session** : 2019-2021



**Programm Level** : Vocational (PG) ▾


**Programm** : MBA ▾

**Category** : GEN

**Gender** : Male

**Payment Details**

Sem/Year	Purpose	Amt Paid	Payment Date	Confirmation Page	Receipt
Semester 1	Admission Fee	22605.00	03-07-2019	 Print Confirmation Page	 Print Receipt

 Click here for Payment


**Learning Plan**

Completed Semester


Current Semester


Pending Semester


NO RECORD FOUND

 **PRATIK KUMAR**  
● Online


MENU


 Dashboard

 Assignment **NEW** <

 Setting <

## Download Assignment

Sl	Session	Semester	Paper Code	Paper Name	Assignment
1	2019-2021	Semester 3	P19	Finance	 Download



**Click on  
Download  
Assignment**


Copyright © 2016 Ranchi College. All rights reserved. Developed by Dept. of MCA




1. असाइनमेंट सवाल (प्रश्न पत्र) का उत्तर हाथ से पेपर (रूलिंग या सादा) पर लिखें।
2. प्रत्येक पेपर में छात्रों का विवरण (नाम, परीक्षा क्रमांक स., पंजीकरण संख्या, पेपर कोड, ऑनर्स विषय, आदि) जरूर लिखें ।
3. अपने उत्तर को पीडीएफ (pdf) में बदल लें । Pdf फाइल बनाने के लिए DOC Scanner App या अन्य ऑनलाइन Pdf क्रिएटर आदि का उपयोग कर सकते हैं , जो निचे दिए गए हैं ।
  - <https://play.google.com/store/apps/DOC scanner>
  - <https://jpg2pdf.com/>
  - <https://www.pdf2go.com/jpg-to-pdf>
  - **ध्यान रहे पीडीएफ (pdf) फाइल का साइज 2 MB से ज्यादा न हो ।**
4. छात्र एक सीटिंग एग्जाम का एक ही पीडीएफ (pdf) फाइल बनाये ।






**Ranchi**


**PRATIK KUMAR**  
● Online



MENU


 Dashboard

 **Assignment** 

 Download Assignment


 Upload Assignment

 Settings 



**Click on Upload Assignment**

www.dspmuranchi.ac.in/Student/#

  
**Attention !**

कृपया अपना जाती (Category) एवं लिंग (Gender) का मिलान कर ले, क्योंकि आपका शुल्क आपके जाती एवं लिंग के अनुसार ही लिया जायेगा।

Registration No. : 2908573351

Session : 2019-2021



Programm Level : Vocational (PG) ▾


Programm : MBA ▾

Category : GEN

Gender : Male

**Payment Details**

Sem/Year	Purpose	Amt Paid	Payment Date	Confirmation Page	Receipt
Semester 1	Admission Fee	22605.00	03-07-2019	 Print Confirmation Page	 Print Receipt

 Click here for Payment

**Learning Plan**

Completed Semester

Current Semester

Pending Semester

NO RECORD FOUND

MENU

- Dashboard
- Assignment **NEW**
- Setting

### Upload Assignment

Select Paper Code\*

Select...

Select...  
P19-Finance


Choose File No. Chosen

Save in Draft

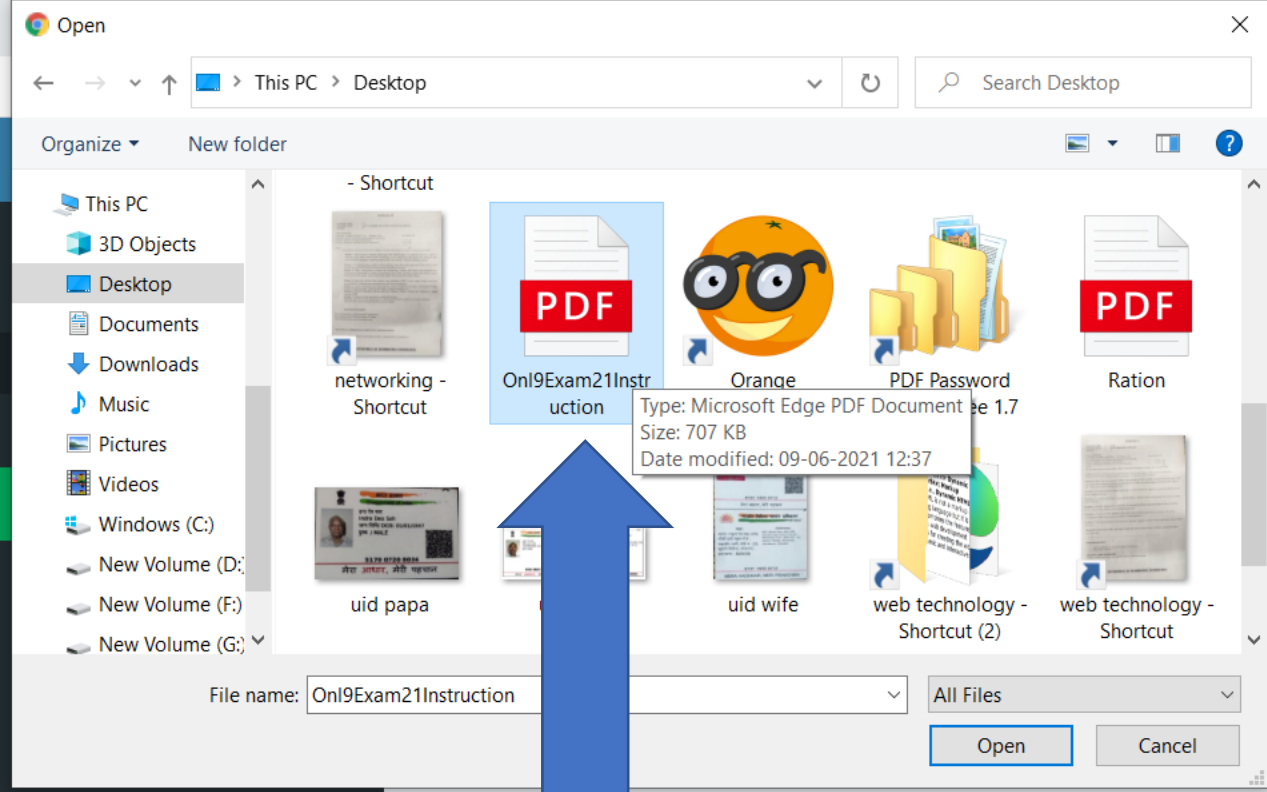
Send to Faculty

### Manage Assignment

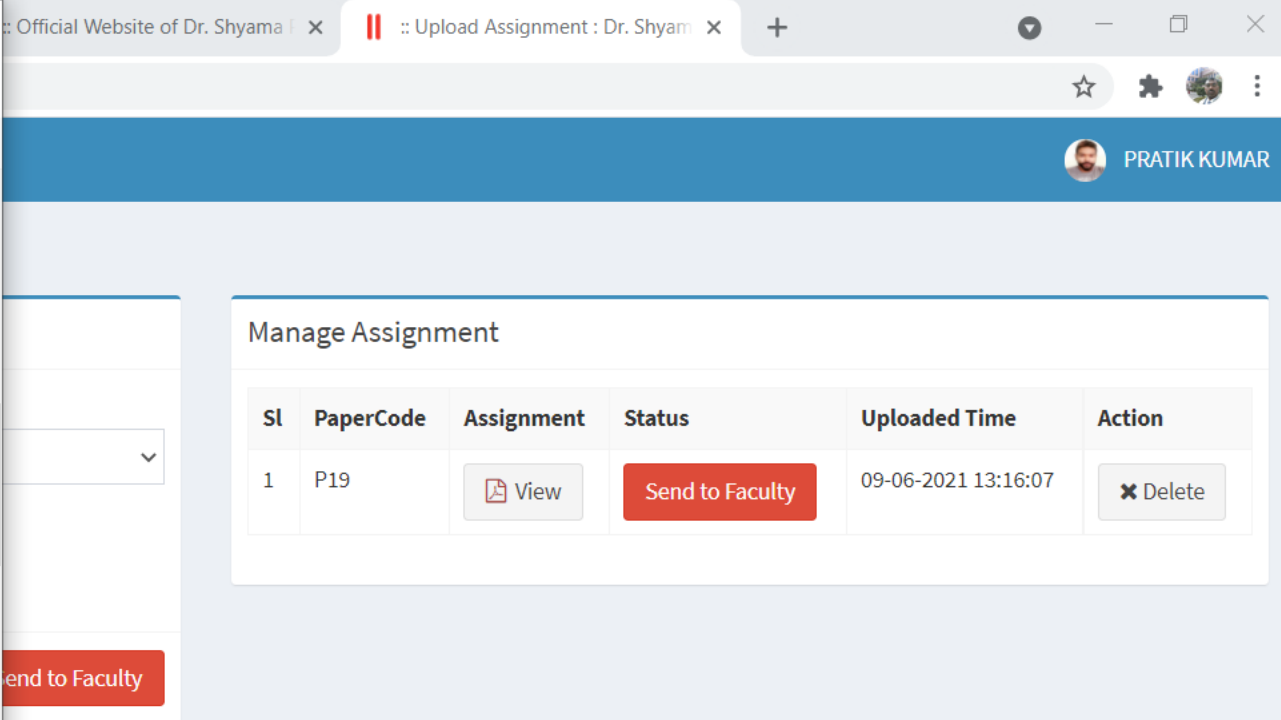
Sl	PaperCode	Assignment	Status	Uploaded Time	Action
1	P19	View	<div>Send to Faculty</div>	09-06-2021 13:16:07	<div>✕ Delete</div>



Select Paper Code



**Select Pdf File and  
click open**



### Manage Assignment

Sl	PaperCode	Assignment	Status	Uploaded Time	Action
1	P19	<a href="#">View</a>	<a href="#">Send to Faculty</a>	09-06-2021 13:16:07	<a href="#">Delete</a>

PRATIK KUMAR  
Online

MENU

- Dashboard
- Assignment
- Setting

### Upload Assignment

**SUCCESS :** Details Saved in Draft, Verify again and send to faculty.

**Upload Assignment**

**Select Paper Code\***

P19-Finance

**Assignment (only .pdf allowed)\***

Choose File No file chosen


**Save in Draft** **Send to Faculty**

### Manage Assignment


Sl	PaperCode	Assignment	Status	Uploaded Time	Action
1	P19	<a href="#">View</a>	<a href="#">Send to Faculty</a>	09-06-2021 13:27:38	<a href="#">Delete</a>



**Save in Draft**


**Save in Draft** :- आपका असाइनमेंट (उत्तर पुस्तिका) आपके पास है .फैकल्टी को सेंड नहीं किया गया है .आप इसे चेंज कर सकते हैं.

**PRATIK KUMAR**  
Online


MENU

 Dashboard

 **Assignment** 

 Setting


### Upload Assignment

**SUCCESS :** Details Saved in Draft, Verify again and send to faculty. 

**Upload Assignment**

**Select Paper Code\***

P19-Finance



**Assignment (only .pdf allowed)\***


Choose File


No file chosen

Save in Draft

Send to Faculty

### Manage Assignment

Sl	PaperCode	Assignment	Status	Uploaded Time	Action
1	P19	 View	<div>Send to Faculty</div>	09-06-2021 13:27:38	<div>✕ Delete</div>



**Send to Faculty**

○ **Send to Faculty** :- यदि आपने सही पीडीएफ (pdf)अपलोड किया है और किसी भी तरह की त्रुटि नहीं है तो आप Send to Faculty बटन पर क्लिक करें . आपका असाइनमेंट (उत्तर पुस्तिका) आपके विषय से सम्बंधित फैकल्टी को चला जायेगा ।